

LP3250

LP SERIES Commercial/Residential Portable Generators

Features

- **Propane fuel** is safer, more stable, and has a longer shelf life than gasoline.
- **Integrated propane tank holder** accepts either 20lb or 30lb propane canisters for flexibility, convenience and extended runtimes.
- **20 lb tank** provides 9.0 hour runtime, comparable to runtime of the same size portable gasoline generators. (LP Fuel Cylinder not included)
- **Dolly-style handle and low grab bar** increases maneuverability; handle folds down for compact storage.
- **Low-oil level shutdown** automatically safeguards engine from damage.
- **Covered outlets** provides added protection from the environment.
- **Circuit breakers** provide overload protection.
- **Generac's OHV engine** incorporates splash lubrication and provides long life.
- **Conveniently located fuel line** quickly connects to standard LP tanks.
- **First oil Included.**
- **Wheel kit included**
- **Hardened 1 1/4" steel tube cradle** for added durability and strength.
- **Heavy-duty, never-flat wheels** for reliable portability.

Model 6000-0 UPC: 696471060003
(EPA/49-State)

Model 6000-1 UPC: 696471060003
(EPA/50-State)



Not for Sale in the City of LA


AC Rated Output Running Watts 3250
AC Maximum Output Starting Watts 3750

50-State Control Panel

(1) 120/240V 20A L14-20R Twist Lock Outlet

(2) 15A Circuit Breakers

On/Off Switch



(2) 120V 20A 5-20R Duplex Outlet



LP3250

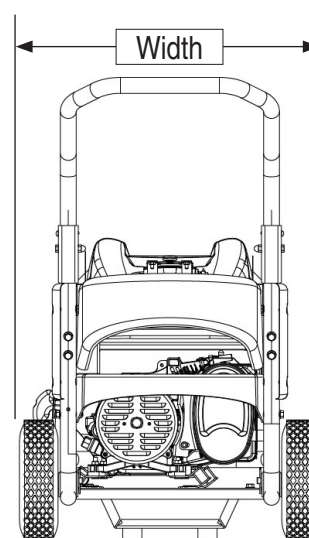
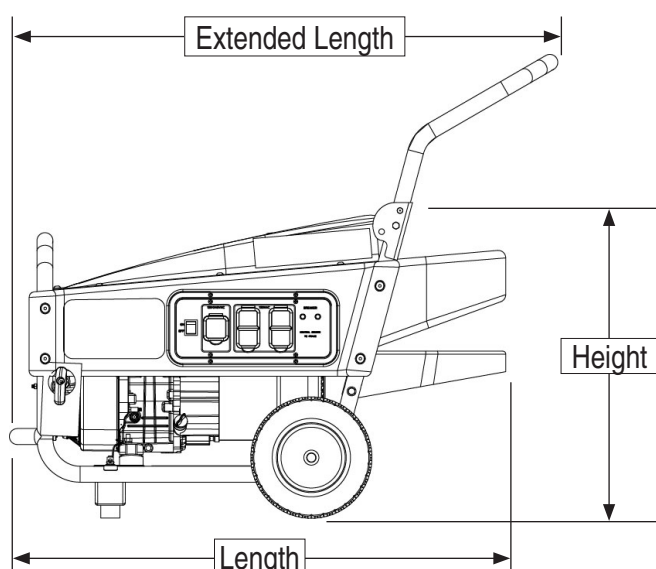
specifications

Product Series	LP3250
Model	6000-1
Configuration/Emissions	EPA/50-State
AC Rated Output Running Watts:	3250
AC Maximum Output Motor Starting Watts:	3750
AC Voltage	120/240 VAC
AC Frequency	60 Hz
Rated VAC Amperage	27.1/13.5
Max Rated VAC Amperage	31.25/15.63
Engine Displacement	212cc
Engine Type	OHV
Engine RPM	3600
Recommended Oil	10W-30 / SAE30
Lubrication Method	Splash
Automatic Voltage Regulation (AVR)	Yes
Choke Location	On Engine
Fuel Shut Off	On Fuel Tank
Starting Method	Recoil Pull Start
Low Oil Shutdown Method	Low Level
Neutral Bonded to Ground	Yes

Start Switch Type	On/Off Switch
Switch Location	On Control Panel
Fuel Gauge	Built-In Tank
Fuel Tank Capacity (lb)	20 or 30
Fuel Tank Capacity (kg)	9.07 or 13.61
Run Time at 50% (Hours)	9 hrs or 13.5 hrs
Handle Style	Single Folding
Wheel Type	9.5" Solid Wheels
Maintenance Kit	Sold Separately
Warranty - Residential	2 Year Ltd
Warranty - Commercial	1 Year Ltd

Dimensions and Weights

Length in (mm)	39 (989)
Width in (mm)	23.75 (599)
Height in (mm)	24.75 (627)
Extended Length in (mm)	42.75 (1086)
Carton Length in (mm)	35 (890)
Carton Width in (mm)	19.25 (490)
Carton Height in (mm)	23.25 (590)
Unit Weight lbs (kg)	137 (62.14)
Shipping Weight lbs (kg)	151 (68.5)



GENERAC®

Generac Power Systems, Inc. • P.O. Box 8, Waukesha, WI 53187 • generac.com

©2013 Generac Power Systems, Inc. All rights reserved. All specifications are subject to change without notice. Bulletin 0193330-A / Printed in U.S.A. 09/19/13